

2020-05-07

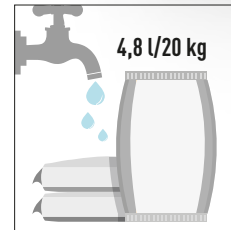
Stilleryd Tunnnflytt 650[®] is a pumpable, fast drying, easy-to-use, self-levelling underlayment.

Area of use

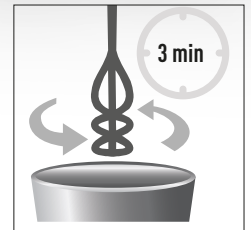
Tunnnflytt 650 T[®] is a pumpable, self-levelling underlayment. The product is quick setting, selfdrying and has a very good flow rate. Tunnnflytt 650 T[®] is suitable for new construction and renovation. The product is intended for indoor use on substrates of concrete, lightweight concrete, stone, terrazzo and ceramic tiles. Do not use on wooden floors. The product can be used as an underlay for epoxy/PU-painting when the use is only ment for pedestrian traffic. We recommend always using reinforcement nets, eg Stilleryd 911[®] (steel) or Stilleryd 922[®] (fiberglass).

Pre-treatment


The substrate should be clean and free of dust, cement skin, grease and other impurities that can prevent adhesion. Adhesion and surface strength of the substrate should be no less than 0.5 MPa. If Tunnnflytt 650 T[®] is used as an underlay for epoxy/PU, the adhesion and surface strength of the substrate must be no less then 1,5 MPa. If Tunnnflytt 650 T[®] is ment as an underlay for glued wooden floors, the strength of the substrate must be the same as demanded off the Tunnnflytt 650 T[®]. Always prime the underlying substrate with Stilleryd Primer[®] and allow to dry before pouring. In terms of the primer forming a film and the curing of the selflevelling, the temperature of the substrate must not fall below 10 °C. For best results, the ambient temperature in the work area should be between 10 and 25 °C. At higher or lower temperatures, the time for curing will shorten or extend. With the risk for cracks due to shrinkage or settings in the subfloor, a concrete surface should not be leveled within the first 28 days after casting. As a recommendation the RH in the concrete should have reached RH 90 % as the upper limit for pouring the Tunnnflytt 650 T[®]. Use the Stilleryd Form Foam 015/030/050[®] for edging. In order to avoid drainage pipes from getting clogged, always make sure the drains are properly sealed before pouring.




Water requirements
4.8 l/20 kg



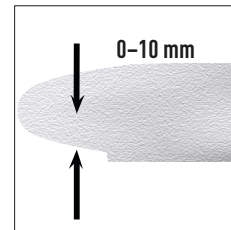
Mixing time 3 min



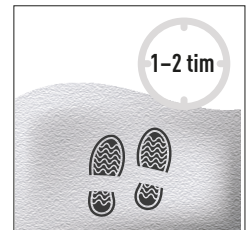
Working time
10-20 min




Workplace temperature
10-25 °C



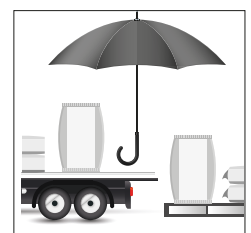
Thickness 0-10 mm



Final set 1-2 hrs



Coverable (tiles)
6 hrs



Mixing

Mix the dry powder with max 4.8 liters of water (max 24 %) per 20 kg bag. Mix with a drilling machine and a whisk, or a mixing pump intended for this purpose. The correct water mixture can be tested using a slump test with a cylinder with Ø 30 mm and a height of 50 mm on 300 x 300 mm plexiglas plate. With the correct water mixture, the spread should be max 150 mm. The slump test also checks that the material is well blended and that there is no separation.

Application

The mixed material is applied by hand, or pumped out onto the substrate in lengths. Each new ribbon is added to the old one as soon as possible so that the material can blend together and create an even surface. The width of the ribbons can be adjusted to the capacity of the mixing pump and the thickness of the covering. The material requires a light treatment with a toothed trowel to provide maximum smoothness.

Post-treatment and curing

You can easily shape or cut the semi hardened self-leveling underlayment material before it fully dries. Always make sure that the material is sufficiently dry before it will be covered by a carpet or a foilsystem. The product is carpetable after 12 hours and paintable with epoxy/PU after 24 hours. The guided time for dehydration down to RH 85% of the product is 10 mm per week. The guiding value assumes a curing temperature of approximately 20 °C, 40 % RH and proper air flow. Newly produced surfaces must be protected against wind, sun and rain.

Storage time and packaging

Store in a dry environment, on an unopened plastic-coated pallet, six months from the date of production. The date of production is printed on the packaging. May be used after 6 months but properties such as flow rate, hardening and drying times will be extended. **Tunnflyt 650 T[®]** is delivered in 20 kg bags and big bags.

Residual products and safety information

Empty bags can be burned. Any remaining, dry powder that has been stored properly can be used again. Hardened material should be disposed of as construction waste. Do not wash the product into the sewage system. The cement in the product has a reduced level of chromate. Follow regulations in each respective country.

Health, environment, safety and technical service documents

For current version of product information, contact Stilleryd AB at info@stilleryd.se. Previously undated and dated issues are no longer valid. For more information contact our sales organization.

Product specification

Release of corrosive substances	CT (as per EN 13813)
Compressive strength class	C25 (as per EN 13813)
Compressive strength average	30 MPa (as per EN 13813)
Flexural strength class	F6 (as per EN 13813)
Flexural strength average	7 MPa (as per EN 13813)
Fire resistance class	A1fl (as per EN 13813)
RWFC	550 (as per EN 13813)
Adhesion to surface	B1.5 (as per EN 13813)
Thickness	0-10 mm / 6-10 mm on aerated concrete
Grain size	< 1 mm
Material consumption	1,6 kg/m ² /mm
Weight (dry state)	1600 kg/m ³
Water requirements	4.8 l/20 kg
Flow rate	max 150 mm
Workplace temperature	10-25° C
Mixing time	3 min
Working time	10-20 min
Final set	1-2 hrs
Coverable (tiles)	6 hrs
Carpetable	12 hrs
Paintable with epoxy or similar	24 hrs
pH	ca 11
Water damage resistant	Yes
Surface Tensile Bond Strength, 28 days (sanded, loaded surface)	> 2,0 MPa
Shrinkage	0,03-0,05 %
TVOC 28 days	< 10 µg/(m ² h)

This product sheet contains general information. Products can be used in a number of changing conditions and situations. Stilleryd AB is not responsible for the storage, use in construction, processing or design, interactions with other products, required use due to local conditions or other external factors. Stilleryd AB is also not responsible for cases where the above information has been misinterpreted or neglected by the user.

BYGGVARUBEDÖMNINGEN[™]

